Auscultated Acceleration Test

Procedure: Auscultate the FHR for 6 minutes, counting during every other 5-second interval. Document FHRs on graph. If an acceleration of 2 beats per 5-second period does not occur during the initial 2 minutes, then perform an external manual manipulation of the fetus using a 5-second external stimulation procedure.

Interpretation: Indentify the baseline FHR. An acceleration is present when the FHR is up by 2 grid points (2 beats per 5-second period - equivalent to 24 bpm acceleration). A single FHR acceleration indicates reactivity.

Name: _____ EDD:_____ Weeks Gestation: _____

Midwife: _____ Date: _____

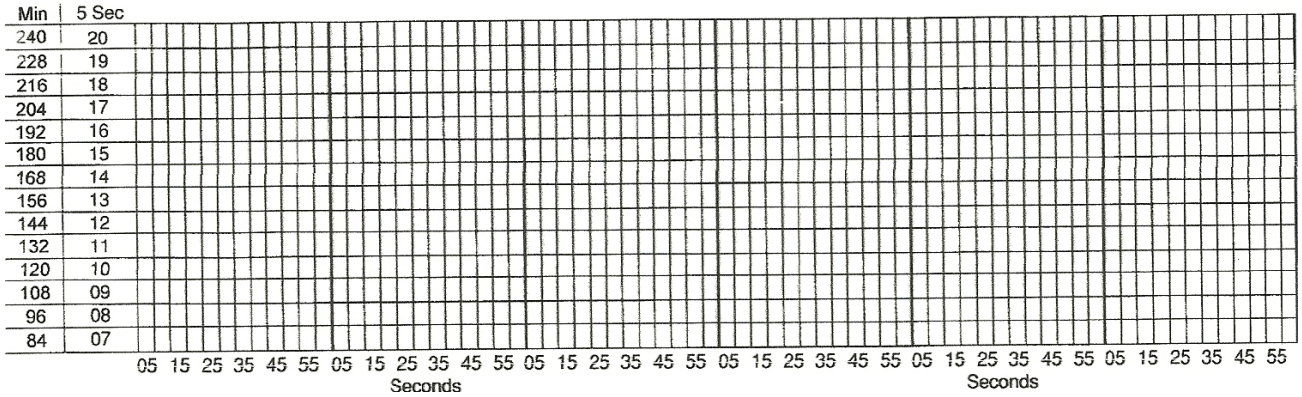

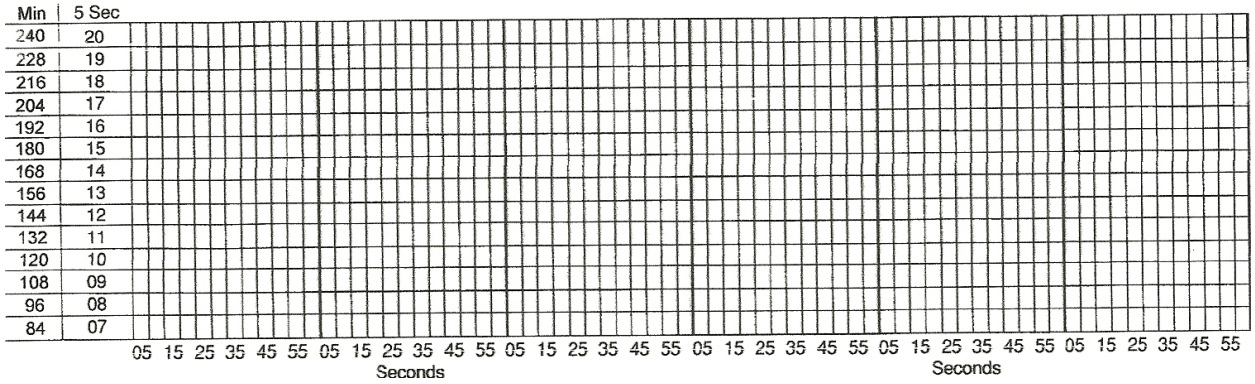
Min
5 Sec
240 20
228 19
216 18
204 17
192 16
180 15
168 14
156 13
144 12
132 11
120 10
108 09
96 08
84 07
05 15 25 35 45 55 05 15 25 35 45 55 05 15 25 35 45 55 05 15 25 35 45 55 05 15 25 35 45 55 05 15 25 35 45 55
Seconds
Seconds

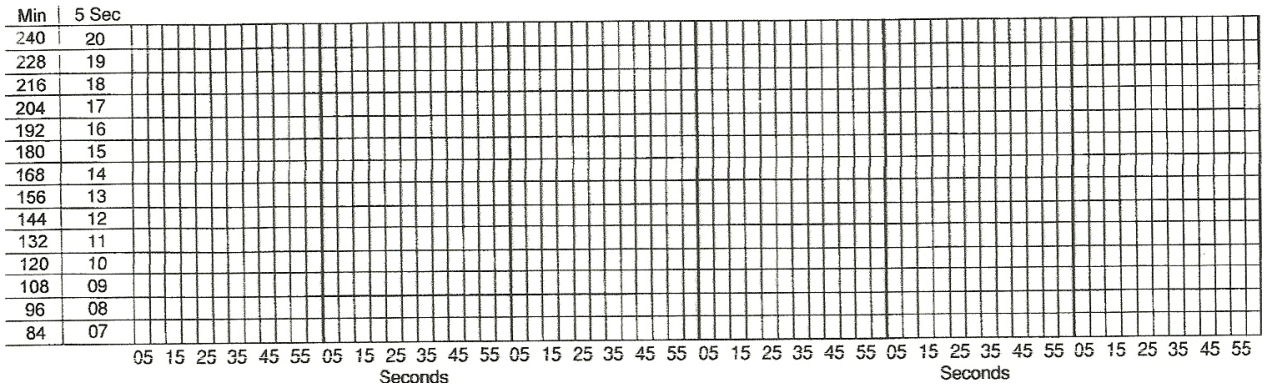
Min
5 Sec
240 20
228 19
216 18
204 17
192 16
180 15
168 14
156 13
144 12
132 11
120 10
108 09
96 08
84 07
05 15 25 35 45 55 05 15 25 35 45 55 05 15 25 35 45 55 05 15 25 35 45 55 05 15 25 35 45 55 05 15 25 35 45 55
Seconds
Seconds