


Study Group  
**Clinical  
Practice  
Guidelines**



# Agenda



What's the Point?

Benefits of CPGs


Examples of CPGs

**NMI New CPG Project Launch!**

Tour Resources

Draft a Worksheet Together

Make a Final Draft Together



# What's a CPG Anyway?


Clinical Understanding and Guidance for  
approaches to Care

Available to yourself, may be requested by  
colleagues, clients, audits, courts






# Benefits of Clinical Practice Guidelines (CPGs)



## Care Guidance

Guides you in unusual situations


Written when you are level-headed and unbiased



## Outlines Common Expectations

Shared Care Practices

Assistants & Students



## Defensible Care

May be shared with Clients on request

May be held accountable in court or by malpractice

# Common Elements of a Good CPG

Presenting live not your thing? No worries! Record your Canva Presentation your audience can watch at their own pace.

**Don't forget to delete or hide this page before presenting.**

**Background** including your understanding, clinical occurrence, and why we care about it at all (what are the risks?)

**Risk Factors** for developing the condition, or for the occurrence of the event.

**Identifying/Diagnosing** the actual condition: do you need symptoms, bloodwork, ultrasound, client intuition - what?

**Midwifery Management** - what are YOU specifically going to do to manage the situation - don't box yourself in, but demonstrate your understanding carefully of your options

**Followup Care** - what you will do for ongoing monitoring or recovery

under what conditions or complications you would **consult** or **transfer care** including **emergency transport**.

# Basic Tips



## **Don't Box Yourself In**

Use forgiving and expansive language like "the midwife may consider" or "including any of the following as appropriate" or "or anything else at the midwife's discretion". This gives you options but doesn't tie you to steps.

## **Ensure it complies with Local Laws**

If you live in an area that regulates midwifery, ensure that your guidelines are aligned with the Midwifery Practice Act/Law in your area.

## **Consider it a Gift to your Future Self**

Spend adequate time on CPG drafts when you are NOT in crisis-decision-making-mode. This will provide clear guidance for you when you really need it in a pinch.

# Use a Template

FOR YOUR OWN EASE

FOR CONSISTENCY

FOR PROFESSIONAL  
APPEARANCE

Urinary Tract Infection (UTI)	
<i>Drafted by: [your name]</i>	<i>Date: Date of Next Review: [typically in 3-5 years]</i>
<b>Background</b> Here you write a quick summary that introduces the topic, why you care about it as a midwife, and includes any pertinent definitions that may need to be cited for terms used in your guideline. Statistics of frequency or rarity in practice may also be welcome here. This is typically 1-2 paragraphs.	
<b>Risk Factors</b> <ul style="list-style-type: none"><li>•</li><li>•</li><li>•</li><li>•</li><li>•</li></ul>	
<b>Diagnosing a UTI</b> Here you write how you, as a midwife, will identify the condition. Include signs and symptoms, diagnostic bloodwork and ultrasound, and anything else you find relevant. If you offer random or routine screening, include that here as well. This can be paragraphs, or a list.	



A close-up photograph of a silver stethoscope resting on a medical chart. The chart has some text, including "PATIENT'S NAME" and "ADMISSION DATE". The background is softly blurred, showing more of the chart and a pen. Overlaid on the image is text in two colors: dark red for the first two lines and dark blue for the last two lines.

**CPMs are incredibly  
privileged  
to draft their own  
autonomous CPGs**



# CPG assignments at NMI



## CPG Draft Worksheets

### IN EACH MODULE

- worksheets to outline your understanding and management plan after completing a module.
- while it's fresh on your mind!
- copy what you've already done in your module and apply it practically

## Final CPG Booklet

### FINAL "Charting and Practice Guidelines" MODULE

- personal to your (future) practice
- about to graduate - format appropriately
- lengthy!
- adapt your drafts from previous modules
- requirement for NARM, many states, NMI